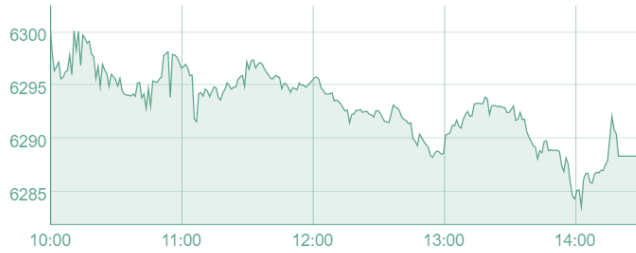


Daily Capital Market Synopsis

Sunday, January 29, 2023



Source: DSE Broad Index, Source: DSE Website

Index Update

Symbol	Today	Point Change	% Change
DSEX	6288.33	-7.92	-0.13%
DSES	1371.97	-2.57	-0.19%
DS30	2231.26	0.56	0.02%

Market Performance

Particulars	Today	Prev. Day	% Change
Turnover (BDT mn)	4891.74	5055.35	-3.2%
Trade Volume	73972633	79272184	-6.7%
Total No. of Trade	96008	102250	-6.1%

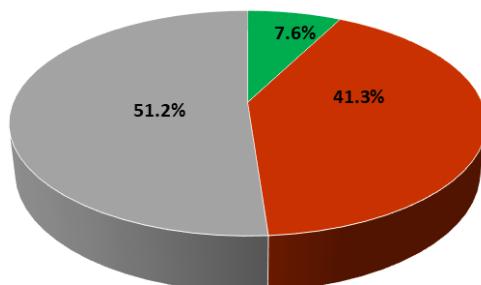
Source: NRBCBSL Research & DSE Website

Market Value

Particulars	Today	Prev. Day	Change
M. Cap	7666044.908	7670269.561	-0.1%
Mkt P/E	18.06	18.07	-0.1%
Market Cap. To GDP	19.3%	19.3%	-0.1%

Source: NRBCBSL Research

DSEX Strength



Source: NRBCBSL Research & DSE Website

Market dipped down slightly after 4 positive sessions

DSEX ended **7.92** points negative today closing at **6288.33** points. Index started the day positive but started slipping down and ended negative. Market participation dropped today as well from yesterday's level. Yesterday's market participation was 5055.35 mn and it decreased today than the previous day raising BDT **4891.74** mn turnover which is **3.2% lower** than the last day. Market is struggling to stabilize and rally up as well as market participation. In term of technical analysis, Index may be going towards its support at around 6260 points. In term of industrial news front, NRBC Bank has recently won two awards -- "Most Innovative Mobile Banking App (NRBC Planet)" and "Fastest Growing Micro-Finance Bank" – presented by Global Economics Ltd, a UK-based financial publication and a quarterly business magazine.

All the sectors ended negative except Services & Real Estate, Travel & Leisure, food & Allied and Miscellaneous.

OLYMPIC, SEAPEARL, SAPORTL mainly moved the index positively. On the other hand, BXPHERMA, BEACONPHAR, EGEN were the negative forces today.

ANLIMAYARN, OLYMPIC, SINOBANGLA were among the top gainers. On the other hand, EGEN, METROSPIN, MEGHNALIFE were among the top companies to lose price today.

SME Market Update

DSMEX gained **3.44** points today and ended at **1237.51** points which was **0.28% lower** than yesterday. Market participation decreased from yesterday's level. Today's market participation was **14.91** mn which was **18.2% lower** than yesterday.

MAMUNAGRO, BENGALBISC, KFL were among the top gainers.

Sayem Ahmed Lasker

SME Market Update

Index Update

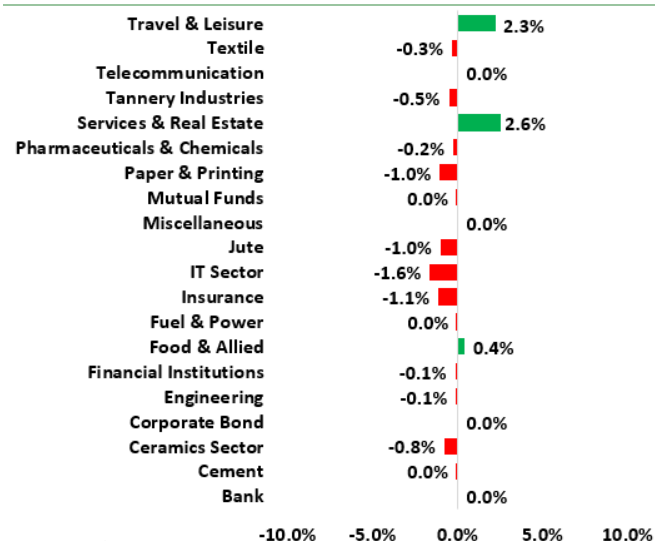
Symbol	Today	Point Change	% Change
DSMEX	1,237.51	3.45	0.28%

SME Market Performance

Particulars	Today	Prev. Day	% Change
Turnover (BDT mn)	14.92	18.24	-18.2%
Trade Volume	647542	729315	-11.2%
Total No. of Trade	488	617	-20.9%

Source: NRBCBSL Research & DSE Website

Sector Gain



Top Picks

Code	TCP	YCP	Change	Volume
EHL	105.30	101.90	3.3%	2609811
UNIQUEHRL	70.30	69.30	1.4%	2308017
PIONEERINS	81.10	80.80	0.4%	591156
NAVANAPHAR	80.20	79.30	1.1%	518775
CLICL	68.60	69.20	-0.9%	392648
GENEXIL	100.00	101.40	-1.4%	3195681
SKICL	60.50	61.10	-1.0%	334740
SONALILIFE	69.40	71.90	-3.5%	601393
OLYMPIC	133.90	126.30	6.0%	1234501
BEACONPHAR	322.00	324.30	-0.7%	267585

Source: NRBCBSL Research

Top 10 Gainers

Code	TCP	YCP	Change	Volume
ANLIMAYARN	32.3	30.4	6.3%	68,297
OLYMPIC	134	126.3	6.0%	1,234,501
SINOBANGLA	61	57.5	5.6%	1,153,962
SAPORTL	32.8	31.1	5.5%	4,816,231
GEMINISEA	416.7	401.3	3.8%	188,119
DHAKAINS	67.4	65	3.7%	491,966
EHL	105.3	101.9	3.3%	2,609,811
MONOSPOOL	261.4	253.1	3.3%	90,586
SEAPEARL	283.3	275.1	3.0%	601,108
SAMORITA	69	67.4	2.4%	56,766

Top 10 Losers

Code	TCP	YCP	Change	Volume
EGEN	53.2	57.6	-7.6%	367,631
METROSPIN	43.9	47.5	-7.6%	1,530,093
MEGHNALIFE	89.9	93.7	-4.1%	1,161,374
ECABLES	201.2	209.5	-4.0%	152,091
NHFIL	46.8	48.7	-3.9%	1,354,324
SONALILIFE	69.4	71.9	-3.5%	601,393
FAREASTLIF	82.8	85.7	-3.4%	540,203
POPULARLIF	80	82.7	-3.3%	667,235
BPML	93	95.2	-2.8%	5,372,415
AAMRATECH	39.40	40.5	-2.7%	725,510

Source: NRBCBSL Research

Companies with Highest & Lowest P/E

Highest		Lowest	
Company	P/E	Company	P/E
EASTRN LUB	1483	MERCANBANK	3.14
WALTONHIL	1114.57	SOUTHEASTB	3.72
FINEFOODS	914.06	PUBALIBANK	3.85
ANLIMAYARN	807.5	JAMUNABANK	3.93
SAMATALETH	728.75	PREMIERBAN	3.96
MONNOCERA	649.38	SHAHJABANK	4.26
ECABLES	628.75	GIB	4.3
AFTABAUTO	612.5	DHAKABANK	4.97
KAY&QUE	461.54	EXIMBANK	4.97
BANGAS	415.77	NCCBANK	4.98

Source: NRBCBSL Research

Source: NRBCBSL Research 2

Top 10 Blue Chip Companies

Company	LTP	YCP	Change%	Value (BDT mn)
OLYMPIC	133.9	126.3	6.02	161.727
SEAPEARL	283.30	275.1	2.98	171.012
UNIQUEHRL	70.30	69.3	1.44	164.522
ISLAMIBANK	33.1	33	0.3	1.626
BATBC	518.7	518.7	0	0.599
BBSCABLES	49.90	49.9	0	0.028
BEXIMCO	115.6	115.6	0	2.871
BRACBANK	38.5	38.5	0	0.08
BSCCL	218.90	218.9	0	0.024
BSRMLTD	90.00	90	0	0.009

Source: NRBCBSL Research

Top 10 Turnover Leaders

Company	LTP	YCP	Gain	Value (BDT mn)
BPML	92.5	95.2	-2.8%	513.04
GENEXIL	100	101.4	-1.4%	324.87
EHL	105.3	101.9	3.3%	275.11
AAMRANET	67.2	67	0.3%	207.55
SEAPEARL	283.3	275.1	3.0%	171.01
UNIQUEHRL	70.3	69.3	1.4%	164.52
OLYMPIC	133.9	126.3	6.0%	161.73
BSC	128.5	129.2	-0.5%	161.17
SAPORTL	32.8	31.1	5.5%	155.99
SPCERAMICS	46.4	47.5	-2.3%	127.79

Source: NRBCBSL Research

EPS Declaration (OCTOBER-DECEMBER 22)

Instrument	Q2-22	Q2-21	Change
UNIQUEHRL	1	0.27	270.37%
USMANIAGL	-0.91	-0.6	51.67%
MARICO	30.93	27.35	13.09%
EHL	2.09	1.89	10.58%
KAY&QUE	0.11	0.11	0.00%
NAVANAPHAR	0.77	0.78	-1.28%
BERGERPBL	14.73	17.52	-15.92%
SIMTEX	0.21	0.26	-19.23%
ICB	0.3	0.98	-69.39%
PENINSULA	0.08	0.33	-75.76%
PHARMAID	-0.76	5.53	-113.74%
RUNNERAUTO	-2.08	0.96	-316.67%
BBS	0.02	0.93	-97.85%
COPPERTECH	0.05	0.51	-90.20%
BDLAMPS	1.74	3.15	-44.76%
TITASGAS	0.93	0.73	27.40%
WALTONHIL	2	5.45	-63.30%
AZIZPIPES	-0.98	-0.04	-2350.00%
ZAHEENSPIN	0.03	-0.2	-115.00%
BBSCABLES	0.09	1.14	-92.11%
ADNTEL	1	0.6	66.67%
AMBEEPFA	0.35	0.24	45.83%
RANFOUNDRY	0.99	1.05	-5.71%
BENGALWTL	0.15	0.13	15.38%
AMCL(PRAN)	1.92	2.1	-8.57%

Instrument	Q2-22	Q2-21	Change
IBNSINA	5.9	5.97	-1.17%
ACFL	-0.02	0.29	-106.90%
AMANFEED	0.23	0.91	-74.73%
APEXSPINN	1.1	1.16	-5.17%
APEXFOODS	1.57	0.43	265.12%
RENWICKJA	-5.6	-3.85	-45.45%
CROWNCEMNT	0.99	0.21	371.43%
NPOLYMER	0.05	0.71	-92.96%
INDEXAGRO	1.05	1.12	-6.25%
OAL	-0.04	-0.04	0.00%
NAHEEACP	0.12	0.61	-80.33%
GHCL	-0.45	-0.26	73.08%
SINOBANGLA	0.28	0.29	-3.45%
SHYAMPSUG	-7.39	-22.53	67.20%
SAMORITA	0.2	0.18	11.11%
PADMAOIL	8.92	5.92	50.68%
SHEPHERD	0.14	0.32	-56.25%
HAKKANIPUL	-0.37	-0.38	-2.63%
CVOPRL	0.12	-0.64	-118.75%
SAVAREFR	-0.71	-0.2	-255.00%

Source: NRBCBSL Research & DSE website

Block Trades

Instrument	Max Price	Min Price	Trade	Trades Quantity	Value (BDT mn)
AAMRANET	63.30	63.30	1	45000.00	2.85
AAMRATECH	41.30	41.30	2	48000.00	1.98
ADNTEL	129.50	109.10	2	79900.00	10.23
AOL	33.00	33.00	1	54000.00	1.78
BANKASIA	20.20	20.20	1	862890.00	17.43
BATBC	557.60	488.00	3	5244.00	2.85
BDFINANCE	44.10	44.10	1	11445.00	0.51
BENGALWTL	33.00	33.00	1	15500.00	0.51
BEXGSUKUK	84.00	84.00	2	19820.00	1.67
BEXIMCO	115.50	104.10	48	470469.00	49.46
BRACBANK	38.20	38.20	2	100000.00	3.82
BSCCL	218.90	199.80	8	50600.00	10.63
CLICL	68.60	68.60	2	27300.00	1.87
CONFIDCEM	89.00	89.00	1	15000.00	1.34
COPPERTECH	39.00	39.00	1	13500.00	0.53
FINEFOODS	60.00	60.00	1	16000.00	0.96
FIRSTSBANK	10.70	10.70	1	100000.00	1.07
FORTUNE	83.20	68.20	6	133902.00	10.23
GENEXIL	103.40	103.40	1	5000.00	0.52
GP	262.00	261.60	12	31809.00	8.33
GSPFINANCE	27.4	27.4	1	65262	1.788
HRTEX	110	110	1	10000	1.1
IBNSINA	280	275	3	7800	2.154
IFIC	11	11	2	200000	2.2
IMAMBUTTON	100	100	1	5000	0.5
ISLAMIBANK	35.5	35.5	2	2739428	97.25
KDSALTD	77.1	70	3	27201	2.025
KPCL	28.1	26.6	3	164865	4.412
LANKABAFIN	23.4	23.4	1	22000	0.515
LHBL	63.1	62.1	4	43050	2.7
LINDEBD	1312	1312	2	800	1.05
LOVELLO	41.5	41.5	1	17500	0.726
LRBDL	38.8	38.8	1	15000	0.582
MALEKSPIN	28.6	25.1	2	73999	2.032
MARICO	2421.5	2340	4	3000	7.184

Block Trades

Instrument	Max Price	Min Price	Trade	Trades Quantity	Value (BDT mn)
METROSPIN	50.8	46.5	9	683400	34.241
MPETROLEUM	195	195	1	3000	0.585
NAHEEACP	58.8	58.8	1	9530	0.56
NAVANAPHAR	87	87	1	10000	0.87
NPOLYMER	51	46	3	71000	3.482
ORIONPHARM	92.9	78.1	3	41400	3.351
POWERGRID	52.2	47.2	5	128400	6.479
PROVATIINS	58.9	58.9	1	20000	1.178
RAHIMAFOOD	218.5	218.5	1	2400	0.524
RDFOOD	32.8	32.6	3	68100	2.227
ROBI	27	27	1	70000	1.89
RUNNERAUTO	48.4	48.4	2	49564	2.399
SAIFPOWER	30.3	29.6	3	795673	23.564
SALVOCHEM	67.9	61.8	2	90000	5.867
SAPORTL	30.8	30.8	1	25000	0.77
SEAPEARL	281	251.2	20	251846	67.24
SIBL	13.5	11.1	3	515873	6.002
SILCOPHL	25.7	21.1	4	582000	12.74
SILVAPHL	21.4	19.5	7	491797	10.367
SONALIPAPR	600	572	2	1890	1.109
SQURPHARMA	209.7	201.4	18	130650	26.445
STANDBANKL	9.5	8.8	2	357000	3.182
TAKAFULINS	53	53	1	10000	0.53
TITASGAS	36.9	36.9	2	120000	4.428
UNILEVERCL	2950	2950	1	400	1.18
UNIONBANK	10	10	1	63500	0.635
UNIONINS	44.3	44.3	1	50000	2.215
Total= 56			227	10142707	478.821

Disclaimer

This document is published by NRBC Bank Securities Ltd. (NRBCBSL) for information only for its employees and clients. All information and analysis in this Report have been compiled from and analyzed on the basis of NRBCBSL's own research of publicly available documentation and information. NRBCBSL does not represent, warrant, or guarantee that the Report is accurate. NRBCBSL disclaims liability for any direct, indirect, punitive, special, consequential, or incidental damages due to this report or the use of this report. The information and analysis provided in the Report may be impacted by market data outages or errors, both internal and external, and affected by frequent movement of market and events. NRBCBSL, its analysts, and officers confirm that they have not received and will not receive any direct or indirect compensation in exchange for expressing any specific recommendation, opinion, or views in its Report. The information and data provided herein is the exclusive property of NRBCBSL and cannot be redistributed or reused in any form or manner without the prior written consent of NRBCBSL.

Prepared by

NRBC Bank Securities Ltd. Research Team

Sayem Ahmed Lasker

Research Associate

NRBC Bank Securities Ltd.

sayem@nrbcbanksecurities.com

Contact Us

Head Office

Hadi Mansion (3rd Floor),

2, Dilkusha C/A,

Dhaka-1000

Tel: +880257165253-54

Gulshan Branch Office

Silver Tower (4th Floor, South Side),

52, Gulshan Avenue, Gulshan 1 (Circle),

Dhaka-1212

Tel: +88028834969

Motijheel Extension Office

Swantex Building (Part of

2nd Floor, South-West Side)

9/I, Motijheel C/A, Dhaka-1000

Tel: 880257160701

Monir Tower Extension Office

Monir Tower (6th Floor)

167/1 DIT Extension Road

Dhaka-1000