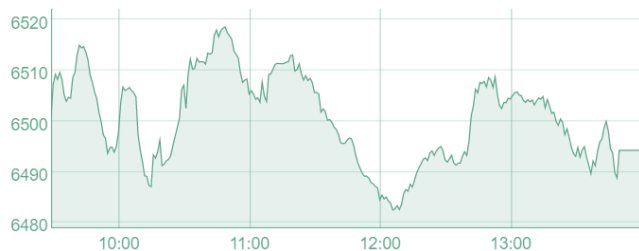


Daily Capital Market Synopsis

Thursday, October 13, 2022



Source: DSE Broad Index, Source: DSE Website

Index Update

Symbol	Today	Point Change	% Change
DSEX	6494.25	-6.60	-0.10%
DSES	1419.70	-8.38	-0.59%
DS30	2308.06	-8.06	-0.35%

Market Performance

Particulars	Today	Prev. Day	% Change
Turnover (BDT mn)	14109.27	9941.16	41.9%
Trade Volume	217411205	169791945	28.0%
Total No. of Trade	222807	177789	25.3%

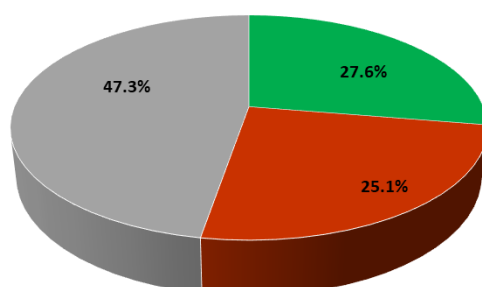
Source: NRBCBSL Research & DSE Website

Market Value

Particulars	Today	Prev. Day	Change
M. Cap	7739395.808	7746691.106	-0.1%
Mkt P/E	15.37	15.39	-0.1%
Market Cap. To GDP	25.7%	25.7%	-0.1%

Source: NRBCBSL Research

DSEX Strength



Source: NRBCBSL Research & DSE Website

Market edged down losing momentum for positive rally

Market closed at **6494.25** points being marginally **negative** by **6.60** points. Market started in a positive note but fluctuated frequently throughout the day and ended negative. Market participation improved remarkably from previous day's level. Yesterday's market participation was 9941.16mn and it increased today than the previous day raising BDT **14109.27** mn turnover which is around **42% higher** than the last day. In term of technical analysis, Index is hovering near a strong resistance at around 6470 points and may be accumulating strength for a positive rally. On the sectoral news fronts, USA's apparel import from Bangladesh increased by 53.54% in January-August compared to the same period of 2021, as it holds the position of the 3rd larg-est apparel import source for the USA. Meanwhile, Bangladesh's imports from the world grew by 37.35%.

Services & Real Estate, Insurance, Miscellaneous, Travel & Leisure and Ceramic were the top gaining sectors, while Paper & Printing, IT, Tannery, Pharmaceuticals and Fuel & Power were the top losing sectors.

BEXIMCO, BXPHERMA, EHL, PUBALIBANK, ORIONINFU mainly moved the index positively. On the other hand, BEACONPHAR, ORIONPHARM, SONALI-PAPR, BSC, KOHINOOR were the negative forces today.

PENINSULA, SKICL, NAVANACNG, FEKDIL, EHL were among the top gainers and BDCOM, TAMIJTEX, BEACONPHAR, AZIZPIPES, APEXSPINN were among the top companies to lose price today.

SME Market Update

DSMEX **lost 7.53** points and closed at **1603.92** points which was around 0.5% lower than yesterday. Market participation significantly reduced from yesterday's level. Today's market participations was **55.42 mn** which was **38.6%** lower than yesterday.

APEXWEAV, WONDERTOYS, KFL were the top 3 gainer.

Sayem Ahmed Lasker

SME Market Update

Index Update

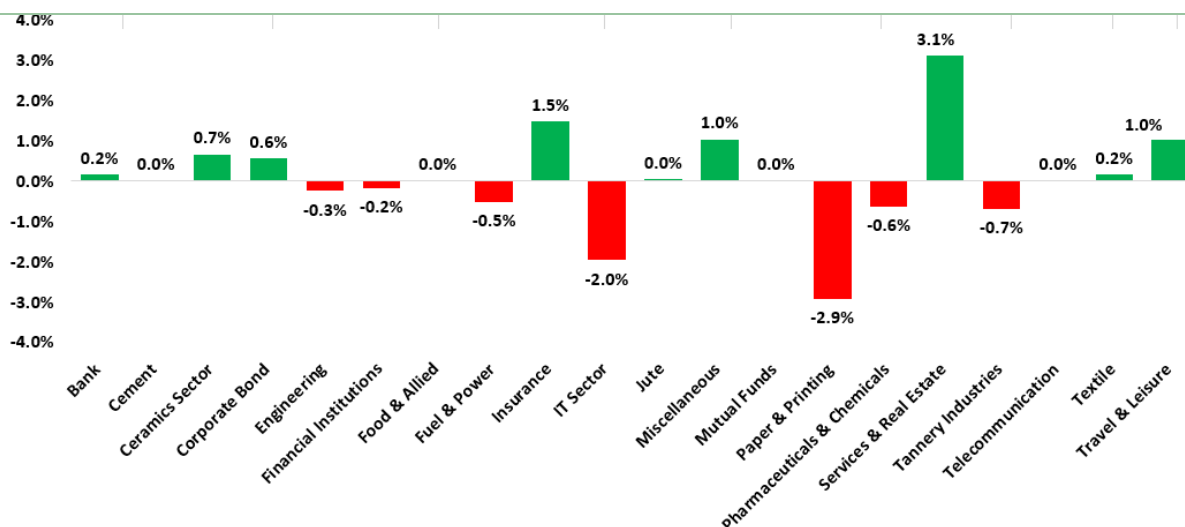
Symbol	Today	Point Change	% Change
DSMEX	1,603.92	-7.53	-0.47%

SME Market Performance

Particulars	Today	Prev. Day	% Change
Turnover (BDT mn)	55.42	90.24	-38.6%
Trade Volume	1879656	3153934	-40.4%
Total No. of Trade	1990	2328	-14.5%

Source: NRBCBSL Research & DSE Website

Sector Gain



Source: NRBCBSL Research

Top 10 Gainers					Top 10 Losers				
Code	TCP	YCP	Change	Volume	Code	TCP	YCP	Change	Volume
PENINSULA	36.3	33	10.0%	3,524,995	BDCOM	69.6	75.1	-7.3%	1,368,585
SKICL	50.7	46.1	10.0%	677,769	TAMIJTEX	245.8	262.7	-6.4%	325,984
NAVANACNG	35.8	32.6	9.8%	3,086,374	BEACONPHAR	340.7	363.3	-6.2%	377,174
FEKDIL	22.5	20.5	9.8%	9,805,065	AZIZPIPES	116.3	124	-6.2%	219,357
EHL	127.8	116.8	9.4%	9,987,977	APEXSPINN	146.6	155.3	-5.6%	198,062
FARCHEM	12.9	11.8	9.3%	6,430,326	BIFC	10.2	10.8	-5.6%	93,366
DGIC	40.9	37.6	8.8%	735,771	BDLAMPS	345.6	360.8	-4.2%	286,654
MONOSPOOL	360.8	331.8	8.7%	824,710	SONALIPAPR	784.5	817.9	-4.1%	140,729
BNICL	61.7	57	8.2%	1,063,041	INTRACO	46.3	48.2	-3.9%	6,935,451
CRYSTALINS	39.2	36.6	7.1%	379,505	BPML	76.1	79	-3.7%	1,598,465

Source: NRBCBSL Research

Source: NRBCBSL Research

Companies with Highest & Lowest P/E

Highest			Lowest		
Company	P/E		Company	P/E	
LEGACYFOOT		735	SOUTHEASTB		2.7
BANGAS		642	MERCANBANK		3.06
AMBEEPHA		531.79	JAMUNABANK		3.5
EASTRNLAB		512.86	SHAHJABANK		4.16
ORIONINFU		498.93	PREMIERBAN		4.22
ARGONDENIM		341.25	EXIMBANK		4.56
AL-HAJTEX		331.75	BANKASIA		5.05
BEACHHATCH		312.75	UTTARABANK		5.18
KAY&QUE		312.5	DHAKABANK		5.19
MONNOAGML		310.12	NCCBANK		5.19

Source: NRBCBSL Research

Source: NRBCBSL Research

Top 10 Blue Chip Companies

Company	LTP	YCP	Change%	Value (BDT mn)
BEXIMCO	130.2	126.9	2.6	925.175
PUBALIBANK	27.9	27.3	2.2	2.366
BXPHERMA	163.8	161.6	1.36	55.126
EBL	32	31.8	0.63	1.246
ISLAMIBANK	32.7	32.6	0.31	4.336
BATBC	518.7	518.7	0	7.798
BRACBANK	38.5	38.5	0	2.931
BSCCL	218.9	218.9	0	54.338
FORTUNE	79.5	79.5	0	1.09
GP	286.6	286.6	0	19.365

Source: NRBCBSL Research

Top 10 Turnover Leaders

Company	LTP	YCP	Gain	Volume
EHL	127.8	116.8	9.4%	1,240.22
ORIONPHARM	133.7	138.5	-3.5%	925.974
BEXIMCO	130.2	126.9	2.6%	925.175
SEAPEARL	146.9	147.6	-0.5%	579.663
ORIONINFU	951.3	919.6	3.4%	486.17
INTRACO	46.3	48.2	-3.9%	332.397
BBS	31	31.2	-0.6%	326.313
PAPERPROC	287	293.4	-2.2%	325.42
IBP	27.4	26.9	1.9%	305.404
MONOSPOOL	360.8	331.8	8.7%	293.862

Source: NRBCBSL Research

DSE Bulletin Board

Trading Code: INTRACO
News Title: INTRACO: Q1 Financials
News: (Q1 Un-audited): Consolidated **EPS was Tk. 0.51 for July-September 2022** as against Tk. 0.33 for July-September 2021; Consolidated NOCFPS was Tk. 0.56 for July-September 2022 as against Tk. 0.39 for July-September 2021. Consolidated NAV per share was Tk. 12.72 as on September 30, 2022 and Tk. 12.50 as on September 30, 2021.
Post Date: 2022-10-13

Trading Code: INTRACO
News Title: INTRACO: Dividend Declaration
News: (Continuation news of INTRACO): The Company has also reported Consolidated **EPS of Tk. 1.03**, Consolidated **NAV per share of Tk. 12.21** and Consolidated NOCFPS of Tk. 1.39 for the year ended **June 30, 2022** as against Tk. 0.81, Tk. 12.17 and Tk. 2.06 respectively for the same period of the previous year. (end)
Post Date: 2022-10-13

Trading Code: INTRACO
News Title: INTRACO: Dividend Declaration
News: The Board of Directors has recommended **10% cash dividend** to general shareholders excluding sponsors and directors for the year ended June 30, 2022. The Sponsors and Directors hold 30.12 million shares and general shareholders hold 68.11 million shares of the Company and the cash dividend to be payable to the general shareholders is BDT 68,119,011.00. Date of AGM: 20.12.2022, Time: 11:30 AM, Venue: Digital Platform. Record
Post Date: 2022-10-13

Trading Code: TITASGAS
News Title: TITASGAS: Dividend Declaration
News: The Board of Directors has recommended **10% cash dividend** for the year ended June 30, 2022. Date of AGM: 29.11.2022. Time: 03:30 PM, Venue: Digital Platform. Record Date: 03.11.2022. The Company has also reported **EPS of Tk. 3.21**, **NAV per share of Tk. 74.16** and NOCFPS of Tk. 0.30 for the year ended June 30, 2022 as against Tk. 3.50, Tk. 72.57 and Tk. (1.11) respectively for the same period of the previous year.
Post Date: 2022-10-13

Source: NRBCBSL Research & DSE website

Block Trades

Instrument	Max Price	Min Price	Trade	Trades Quantity	Value (BDT mn)
BANKASIA	20.20	20.20	1.00	46597.00	0.94
BBSCABLES	57.00	57.00	1.00	8800.00	0.50
BDFINANCE	44.10	44.10	1.00	13000.00	0.57
BEACONPHAR	379.00	379.00	1.00	1451.00	0.55
BENGALWTL	24.60	24.60	1.00	40000.00	0.98
BEXIMCO	139.00	139.00	1.00	37000.00	5.14
BSCCL	218.90	218.90	1.00	25000.00	5.47
DGIC	37.70	37.50	3.00	93500.00	3.52
DUTCHBANGL	65.50	65.50	1.00	500000.00	32.75
EHL	121.00	110.00	6.00	120600.00	14.39
FAREASTLIF	93.00	93.00	1.00	11112.00	1.03
FINEFOODS	60.30	60.30	1.00	30000.00	1.81
FORTUNE	81.00	80.40	2.00	108300.00	8.77
FUWANGFOOD	23.50	23.50	1.00	21500.00	0.51
GEMINISEA	471.00	471.00	1.00	1540.00	0.73
INTRACO	47.00	45.00	3.00	225200.00	10.35
IPDC	63.10	58.80	3.00	64600.00	3.99
KAY&QUE	290.00	290.00	1.00	10000.00	2.90
KEYACOSMET	8.20	8.20	1.00	75000.00	0.62
LHBL	78.50	78.50	1.00	35000.00	2.75
METROSPIN	46.50	46.50	1.00	55000.00	2.56
MONOSPOOL	342.00	342.00	1.00	1722.00	0.59
NHFIL	43.00	43.00	1.00	25000.00	1.08
ONEBANKLTD	11.80	11.80	1.00	223000.00	2.63
ORIONINFU	920.00	900.00	3.00	46000.00	42.21
ORIONPHARM	152.30	125.00	8.00	297401.00	44.36
PAPERPROC	315.00	315.00	1.00	1910.00	0.60
PTL	77.00	77.00	1.00	10000.00	0.77
SEAPEARL	153.00	133.00	22.00	3275569.00	472.52
SHURWID	18.90	18.90	1.00	32000.00	0.61
SONALIPAPR	775.00	775.00	1.00	50000.00	38.75
SPCL	85.00	85.00	1.00	6000.00	0.51
TAKAFULINS	48.00	48.00	1.00	500000.00	24.00
TITASGAS	45.00	40.90	3.00	305000.00	13.32
TRUSTBANK	34.90	34.90	2.00	750000.00	26.18
APEXTANRY	129.3	129.2	3.00	30000	3.877
Total=36			83	7076802	772.809

Disclaimer

This document is published by NRBC Bank Securities Ltd. (NRBCBSL) for information only for its employees and clients. All information and analysis in this Report have been compiled from and analyzed on the basis of NRBCBSL's own research of publicly available documentation and information. NRBCBSL does not represent, warrant, or guarantee that the Report is accurate. NRBCBSL disclaims liability for any direct, indirect, punitive, special, consequential, or incidental damages due to this report or the use of this report. The information and analysis provided in the Report may be impacted by market data outages or errors, both internal and external, and affected by frequent movement of market and events. NRBCBSL, its analysts, and officers confirm that they have not received and will not receive any direct or indirect compensation in exchange for expressing any specific recommendation, opinion, or views in its Report. The information and data provided herein is the exclusive property of NRBCBSL and cannot be redistributed or reused in any form or manner without the prior written consent of NRBCBSL.

Prepared by

NRBC Bank Securities Ltd. Research Team

Sayem Ahmed Lasker

Research Associate

NRBC Bank Securities Ltd.

sayem@nrbcbanksecurities.com

Contact Us

Head Office

Hadi Mansion (3rd Floor),

2, Dilkusha C/A,

Dhaka-1000

Tel: +880257165253-54

Gulshan Branch Office

Silver Tower (4th Floor, South Side),

52, Gulshan Avenue, Gulshan 1 (Circle),

Dhaka-1212

Tel: +88028834969

Motijheel Extension Office

Swantex Building (Part of

2nd Floor, South-West Side)

9/I, Motijheel C/A, Dhaka-1000

Tel: 880257160701

Monir Tower Extension Office

Monir Tower (6th Floor)

167/1 DIT Extension Road

Dhaka-1000